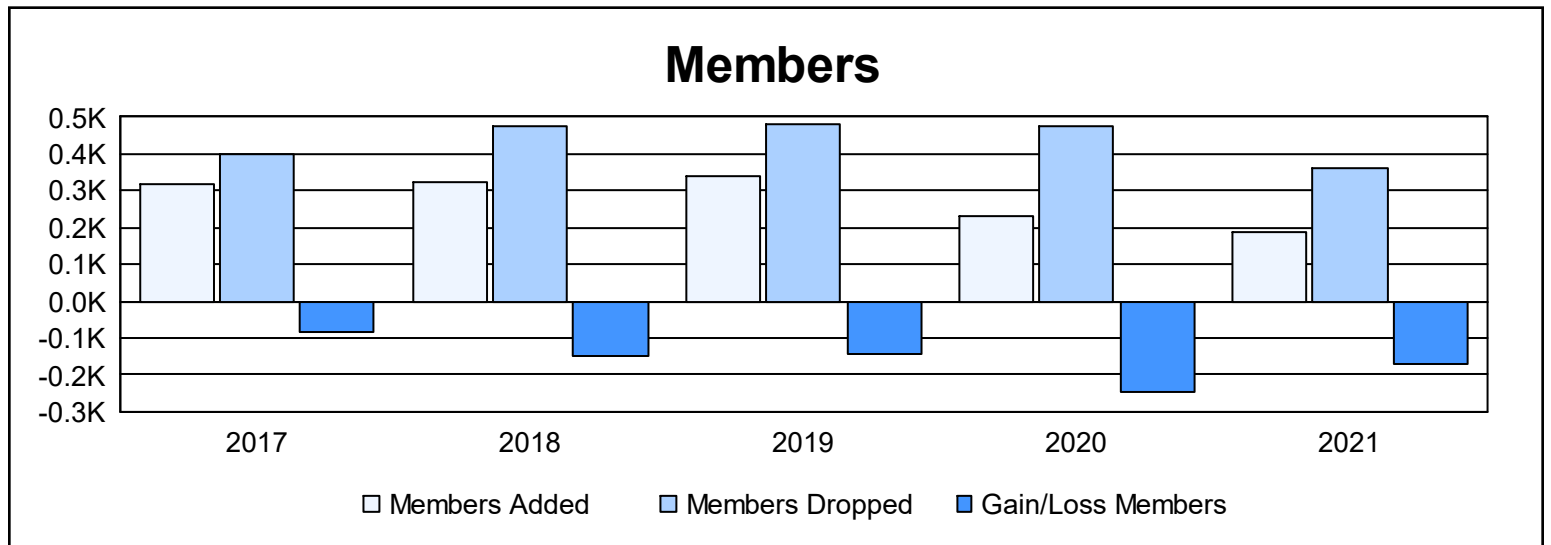
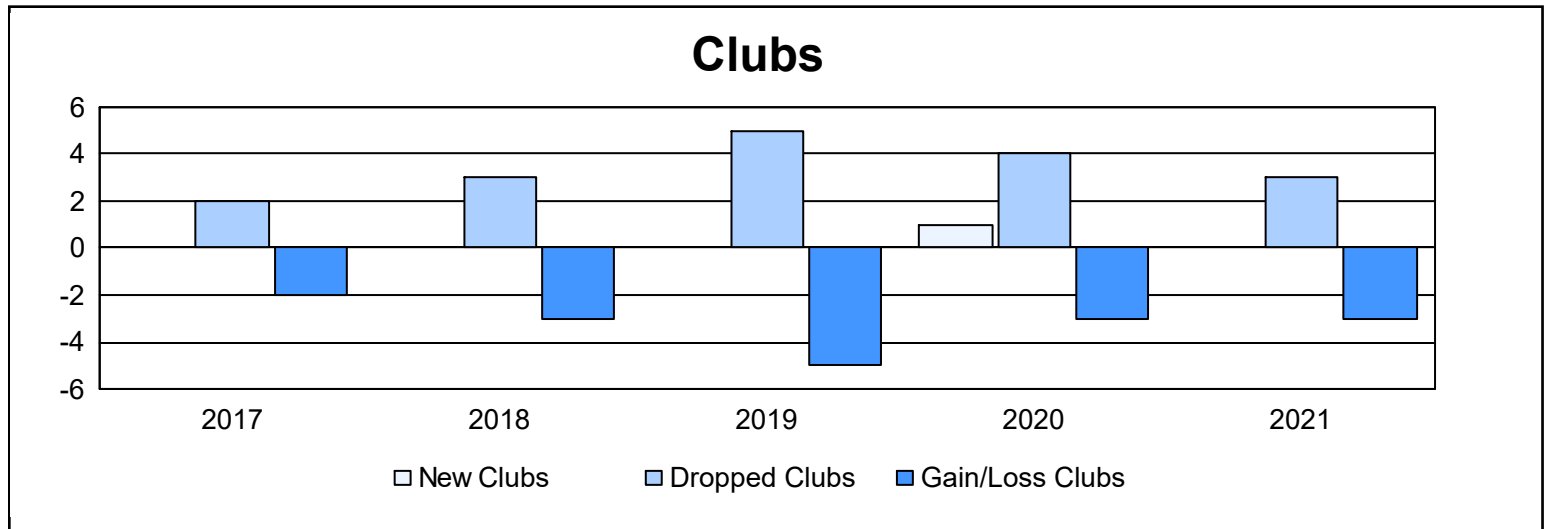
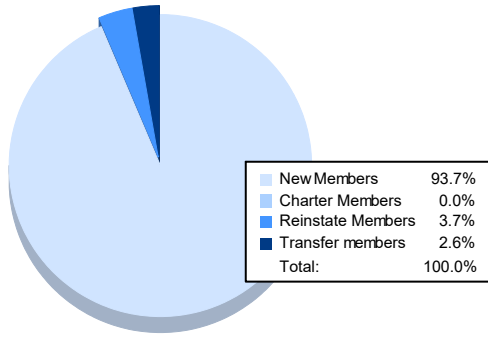


Year	New Clubs	Dropped Clubs	Gain/ Loss Clubs	New Members	Charter Members	Reinstate Members	Transfer Members	Total Member Added	Total Members Dropped	Gain/ Loss Members
2016-2017	0	2	-2	305	0	8	5	318	402	-84
2017-2018	0	3	-3	308	0	5	11	324	473	-149
2018-2019	0	5	-5	321	0	12	7	340	482	-142
2019-2020	1	4	-3	189	21	5	15	230	478	-248
2020-2021	0	3	-3	177	0	7	5	189	359	-170
<b>Average</b>	<b>0</b>	<b>3</b>	<b>-3</b>	<b>260</b>	<b>4</b>	<b>7</b>	<b>9</b>	<b>280</b>	<b>439</b>	<b>-159</b>



### Membership Composition June 2021 Cumulative



### Gender Composition June 2021 Cumulative

